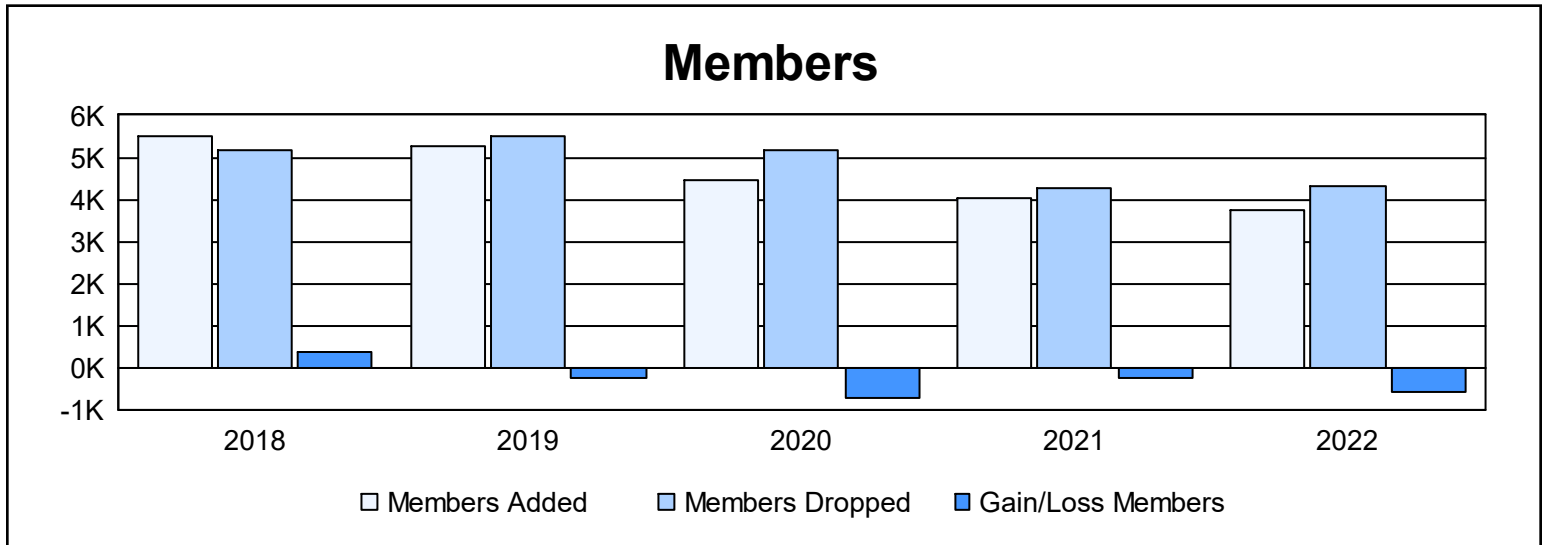
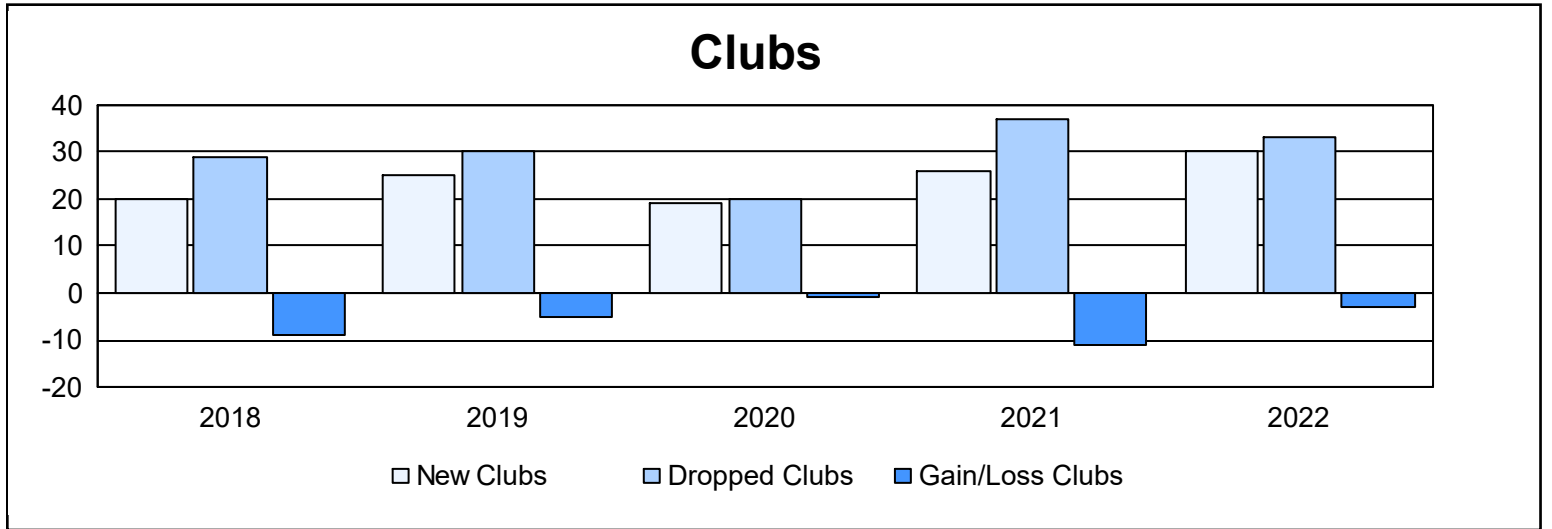
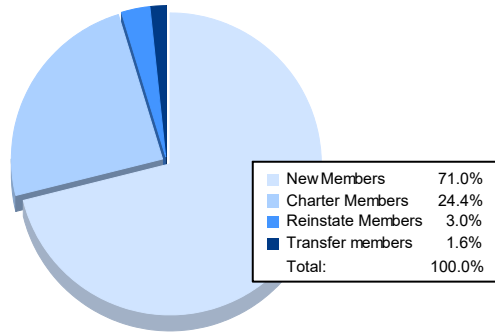


Year	New Clubs	Dropped Clubs	Gain/ Loss Clubs	New Members	Charter Members	Reinstate Members	Transfer Members	Total Member Added	Total Members Dropped	Gain/ Loss Members
2017-2018	20	29	-9	4,591	636	227	62	5,516	5,164	352
2018-2019	25	30	-5	4,266	728	208	43	5,245	5,496	-251
2019-2020	19	20	-1	3,486	660	226	78	4,450	5,152	-702
2020-2021	26	37	-11	3,100	742	138	34	4,014	4,257	-243
2021-2022	30	33	-3	2,659	913	114	59	3,745	4,320	-575
Average	24	30	-6	3,620	736	183	55	4,594	4,878	-284



Membership Composition June 2022 Cumulative



Gender Composition June 2022 Cumulative

